

## Houle, Brian (Crofton)

---

**From:** Houle, Brian (Crofton)  
**Sent:** Monday, September 19, 2022 10:53 AM  
**To:** Houle, Brian (Crofton)  
**Subject:** Watershed Update; Sept 19, 2022

Good day,

With summer behind us, river activity now focusses on the returning salmon.

Last week on Friday, as guided by Fisheries and Oceans Canada and Cowichan Tribes, the release flow from Cowichan Lake was increased from 7.5 to 10 cms. The increased flow of 10 cms will help signal large Chinook Salmon, who will be collecting in Cowichan Bay, to enter the river system where there is less predation.

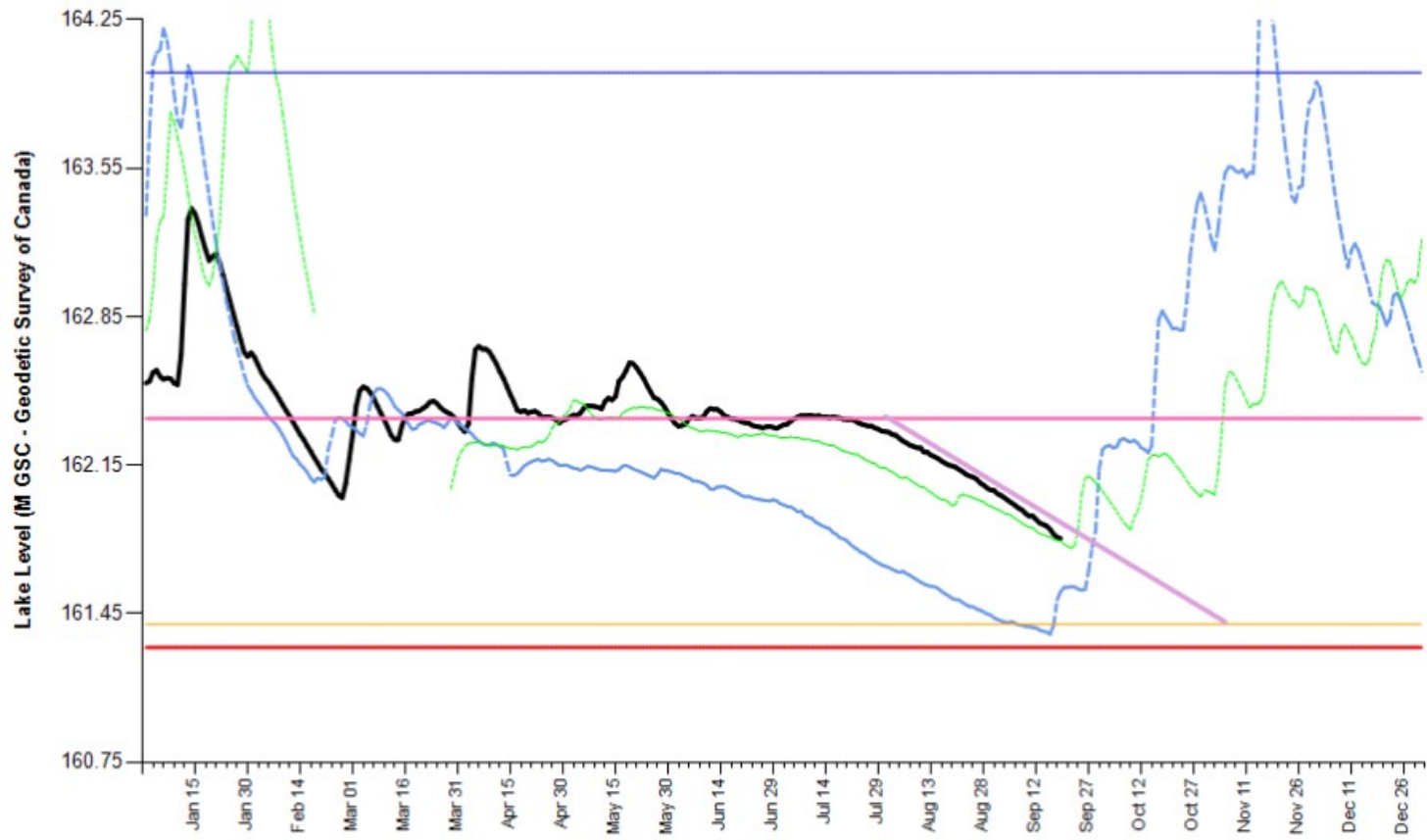
The weather forecast is showing more rain each week and for coming 7 days, 2 events of measurable rainfall are predicted for town of Lake Cowichan.

I have inserted dashed lines in the "flow guide chart" to illustrate the impact this increased flow can have on lake level if the predicted rainfall does not arrive.

There is a low risk that rainfall will not be adequate to sustain the increased flow of 10 cms and if that is the situation, in coming 3-4 weeks, the release flow may need to be reduced.

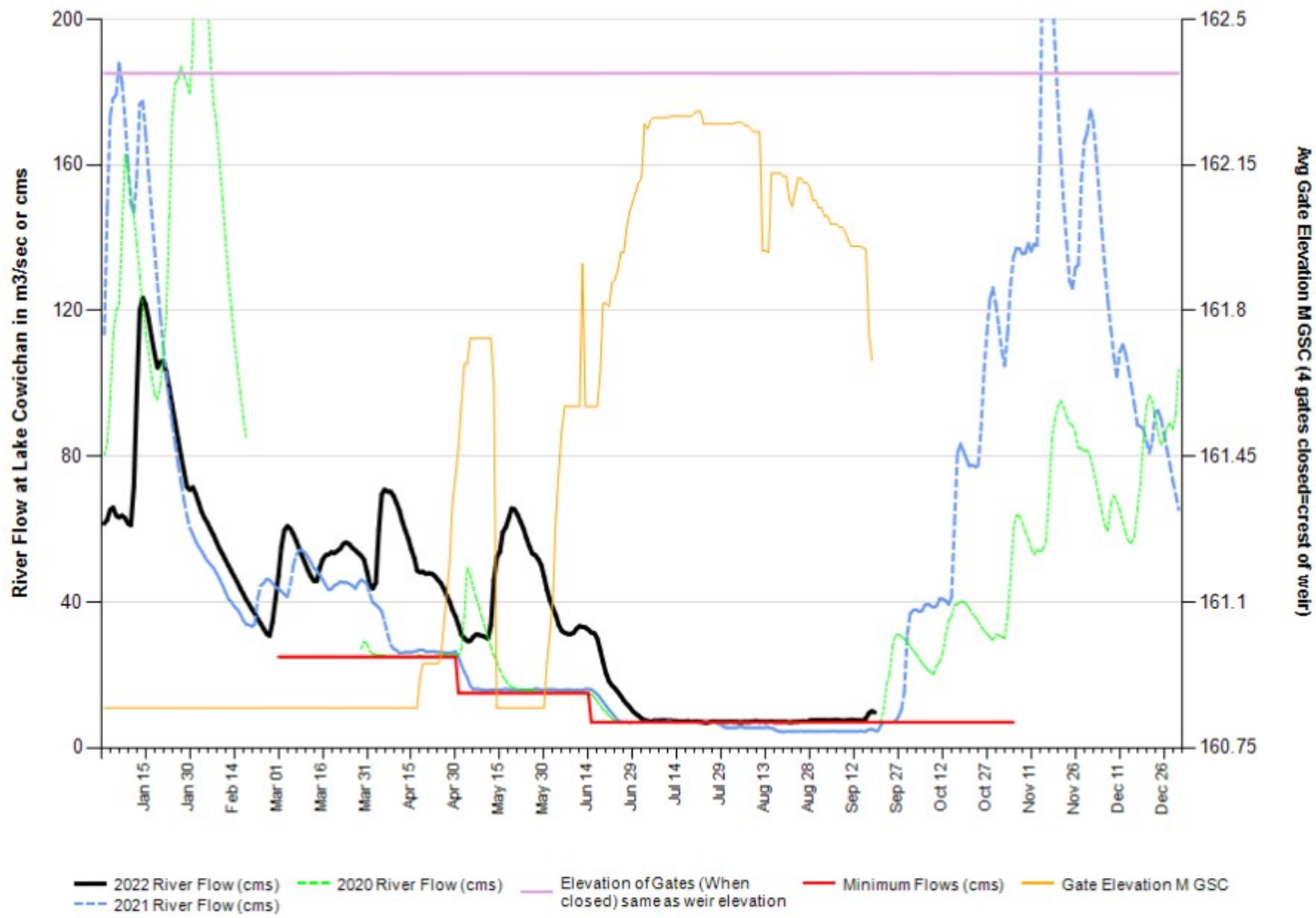
Regards,  
Brian Houle  
Manager, Environment  
Catalyst Crofton  
250-246-6236

2022 Cowichan Lake Level - 2022 (Black) & 2021 (Blue) & 2020 (Green)



— 2022 Lake Level M GSC    - - - 2020 Lake Level M GSC    — CREST of Weir    — 7.08 CMS Zero Storage    — 4.5 CMS Zero Storage    — Rule Curve  
 - - - 2021 Lake Level M GSC    — Average Annual Peak Lake Level

2022 Cowichan River Flow - 2022 (Black) & 2021 (Blue) & 2020 (Green)

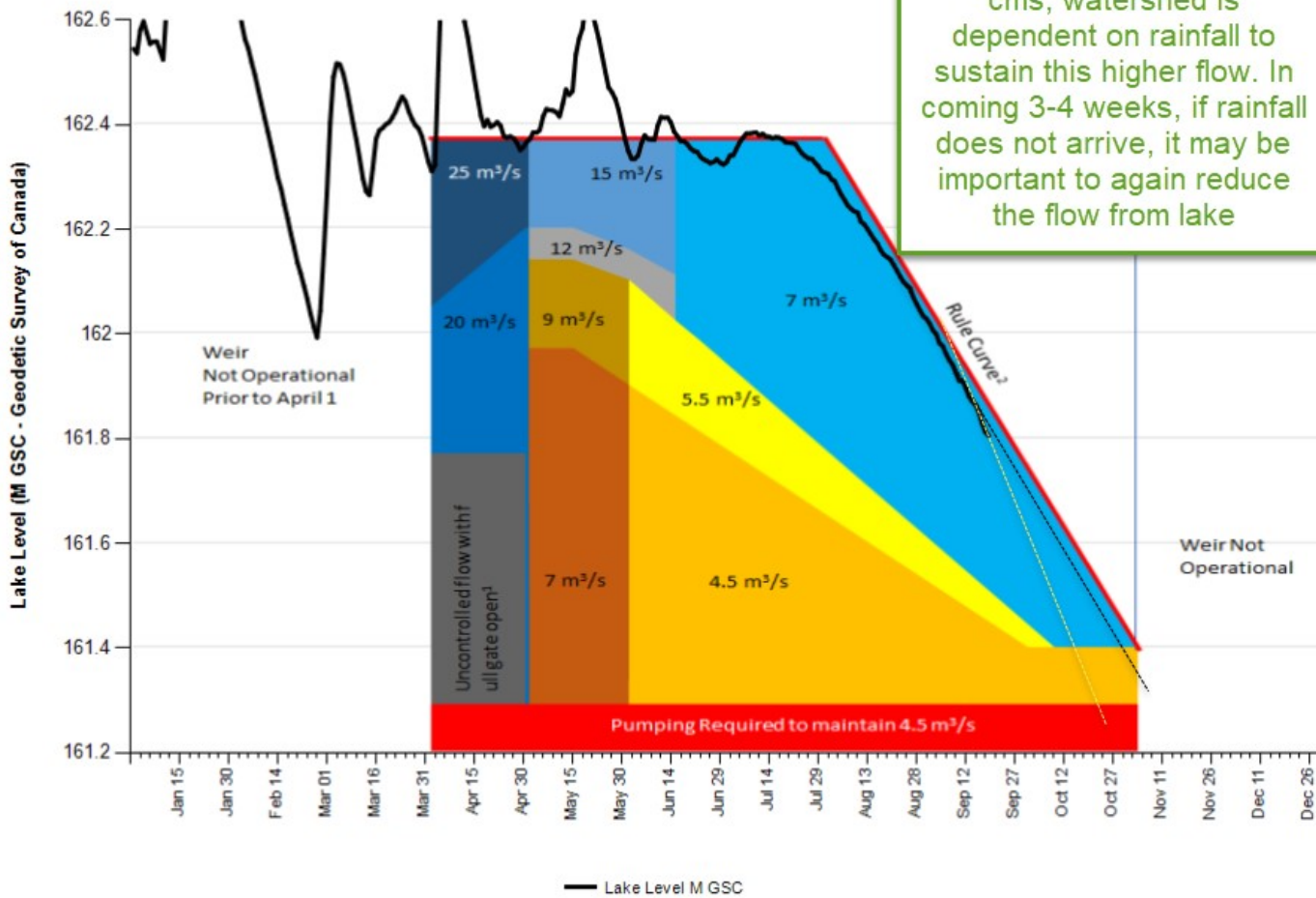


# Next 7 Days



	<b>Tue</b> 09/20 Sunny	<b>Wed</b> 09/21 Sunny	<b>Thu</b> 09/22 Mainly sunny	<b>Fri</b> 09/23 Light rain	<b>Sat</b> 09/24 Mainly sunny	<b>Sun</b> 09/25 Mainly sunny	<b>Mon</b> 09/26 Chance of a shower
	23°	26°	20°	16°	19°	20°	21°
Feels like	23	26	20	16	19	21	22
Night	11°	11°	11°	10°	11°	11°	12°
POP	0 %	0 %	10 %	70 %	20 %	20 %	40 %
Wind (km/h)	18 N	9 N	14 W	11 SW	6 SW	6 E	6 N
Wind gust (km/h)	27	14	21	17	9	9	9
Hrs Of Sun	12 h	12 h	9 h	0 h	8 h	7 h	6 h
24 Hr Rain	-	-	<1 mm	~5 mm	-	-	10-15 mm

2022 Cowichan Lake Level and River Flow Guidance Chart - Above



With release from lake at 10 cms, watershed is dependent on rainfall to sustain this higher flow. In coming 3-4 weeks, if rainfall does not arrive, it may be important to again reduce the flow from lake

This email and its contents are for the exclusive benefit of Paper Excellence Canada Holdings.

**Legal Disclaimer:** This e-mail and any attachment(s) are confidential. If you are not the intended recipient, please notify the sender immediately by return e-mail, delete this e-mail and do not copy, use or disclose it to any other person.